

STOVAX
Fire Your Imagination



RIVA | OPEN CONVECTOR FIRES,
CASSETTE FIRES & MULTI-FUEL STOVES



Expert Retailer Network

We take great care to ensure that our fires and stoves are designed, tested and manufactured to the highest possible quality and safety standards. We are just as concerned to make certain that they are sold and installed correctly so that you enjoy years of pleasure from your purchase.

Accordingly, you will find our products are only available from experienced, independent retailers who will enable you to see a selection of models locally in their showrooms, often fully operational; discuss your individual requirements both technical (such as sizing the heat output to your room and advising on your flue type) and visual; and ensure that you select the most appropriate product for your home. These retailers will also be able to advise on or assist with the installation process as well as help provide any after-sales support and servicing your appliance may require in the future.

Whilst we encourage our retailers to promote fireplace products and their outlets via the internet, we do not believe suitable levels of customer care and satisfaction can be obtained from nationwide online sales and we would strongly recommend that you consider this when undertaking your research and making a purchasing decision. Further, please be aware that we do not offer technical support (beyond our statutory responsibilities) to products bought via nationwide online sales, where this support would normally be offered by one of our qualified, independent retailers.

Furthermore, Stovax fires & stoves purchased from within our Expert Retailer Network will have the additional benefit of a greatly extended warranty period, subject to terms and conditions.

Extended Warranty

Your Stovax Expert Retailer will provide you with a Five Year Extended Warranty for your new Riva™ stove or fire, provided it is registered with Stovax. Please note, this warranty excludes certain consumable parts. Stoves and fires purchased outside of Stovax's Expert Retailer Network will carry a standard 1 Year Warranty. Full warranty terms and conditions are available to view at www.stovax.com



Riva F40 Freestanding in Jet Black Metallic on Riva 100 High Bench

RIVA | FIRES & STOVES

Innovation & Inspiration...

The space in which you live is an expression of your individual style. Riva™ convectors, cassettes and stoves have been designed to create a striking centrepiece at the very heart of your home. Be inspired by their designs, impressed by their high levels of heating efficiency and admire their ease of control. Then simply relax in front of a real fire.

Wood or Smokeless Fuel

Most Riva™ fires have options which will allow you to burn either logs or smokeless fuel. All Riva™ cassettes and stoves have a flat fuel bed because logs burn best on a level bed of ash. Smokeless fuels however, burn better on a raised grate that allows air to be drawn in from underneath. The skilful design of the Riva™ range permits the combustion of either fuel with equal proficiency with the exception of the Riva™ 76 cassette and the Riva™ 76 Freestanding which have been designed as dedicated woodburning models only.

Woodburning

Wood is an environmentally friendly fuel; when burnt, the carbon dioxide released into the atmosphere is approximately the same as that absorbed by the tree during growth. It is also a renewable resource, particularly when derived from plantations and cultivated woodland.



For optimum results, we recommend logs should be seasoned for 2 years or more to achieve a moisture content below 20%. This will not only give twice the output of freshly felled timber but help avoid a build up of tar in your flue. Furthermore, if you can obtain hardwood logs this is better still, as they will have a significantly increased calorific value than softwoods for the same volume.



Contents

Cassette Fires 04 - 05

Riva 40 06 - 09

Riva 45 10 - 11

Riva 50 12 - 15

Riva 55 16 - 17

Riva 66 18 - 21

Riva 66 Avanti 22 - 23

Riva 76 24 - 25

Colour Frame Options 26 - 27

Stoves 28 - 29

Riva F40 Freestanding 30 - 31

Riva F66 Freestanding & Pedestal 32 - 33

Riva F76 Freestanding 34 - 35

Riva Vision Small 36 - 37

Riva Vision Midi 38 - 39

Riva Vision Medium 40 - 41

Riva Benches 42 - 43

Riva F40 & F55 Avanti 44 - 45

Open Convector Fires 46 - 47

Riva 16/22/24/26/28 Traditional 48 - 51

Riva 16 Arts 52 - 53

Riva 16/22/26 Contemporary 54 - 55

Technical Information

Riva Cassette Fires Information 56 - 57

Riva Stove Information 58 - 59

Riva Open Information 60 - 61

Further Information 62 - 63

STOVAX
Fire Your Imagination



RIVA | CASSETTES

Outstanding Efficiency

Riva™ Cassettes incorporate the very latest cleanburn technology with a unique 'Opti-Burn' setting. This means that they burn logs or smokeless fuels with outstanding efficiency, resulting in more heat delivery into the room and less going up the chimney. In addition to the radiant heat, a fourth airflow, between the inner and outer skins of the Riva™, provides convected heat. This is emitted into the room naturally or, in the case of the 50, 55, 66 and 76, via an optional fan kit. These versatile cassette fires also offer the opportunity to heat other living spaces using an optional ducting system.




All Riva™ Cassettes direct three types of air into the glass-fronted firebox, where they combine to provide superb flame control and exceptional views of the fire which are further enhanced by Stovax's Airwash system that helps keep the glass clean.



Riva 55 with standard 3 sided frame in Jet Black Metallic with handle in situ

Smoke Control Area Approved

Many of the Riva™ Cassettes in this brochure are approved for the burning of logs in Smoke Control Areas (when the appropriate smoke control kit is fitted) and this is shown on the relevant product pages. Your Stovax retailer can give you further help and advice.



Key Design Features

1. High density, thermal brick liner system.
2. Heated air jets from cleanburn ports on all three sides burn hydrocarbons in smoke.
3. Unique stainless steel baffle (multi-fuel).
4. Single combustion control lever.
5. Unique "Opti-Burn" setting provides optimum efficiency and visual effect for woodburning.
6. Airtight door with removable stainless steel handle.
7. Convected and radiant heat.
8. Externally operated riddling grate.
9. Convected heat ducting system outlets (Riva 50, 55, 66 & 76 cassettes only).
10. Easy fit flue connection through cassette.
11. Removable stainless steel ashpan.
12. Optional cast iron, smokeless fuel 'reducing' kit† (not illustrated)
13. Optional stainless steel tool holder (not illustrated)
14. Optional fan-assisted convection system (Riva 50, 55, 66 & 76 cassettes only - not illustrated)
15. Optional ash caddy (not illustrated)

† Required if smokeless fuel is to be used regularly



RIVA | CASSETTE SIZES

The outstanding Riva™ Cassette fires range is available in six different sizes offering greater installation possibilities for interiors of all proportions. With three portrait, two landscape and one virtually square size, the beautifully designed Riva™ fires are the perfect blend of versatility and style.

Available in a choice of Jet Black Metallic or Storm, the Riva™ frame options have been designed to specifically complement the contemporary visuals of the Riva™ Cassettes range. Choose from standard or wide Profil frames, both of which are available in 3 or 4 sided versions, depending on whether you want a traditional hearth mounted fire or a more contemporary 'hole in the wall' installation. Alternatively, opt for the contemporary styling of the Riva 66 Avanti which incorporates a subtly curving front section and is finished in a choice of a combination of Stovax's Storm and Jet Black Metallic paints or solely Jet Black Metallic for a choice of bold design statements!



Furthermore, Stovax have introduced a range of new and vibrant colour options for the Profil frames in the Riva™ Cassette range. Look for the colour symbol on the relevant product pages for easy reference and see page 27 for further details.



Riva 66 with wide 4 sided frame in Storm with handle in situ

Size Options

	Nominal Heat Output	Dimensions mm (wxhxd)	Max. log length	Max. Efficiency
Riva 40	4.9kW	400 x 550 x 350	250mm	82%
Riva 45	5.0kW	400 x 660 x 350	250mm	83%
Riva 50	7.0kW	540 x 550 x 350	350mm	83%
Riva 55	8.0kW	540 x 660 x 350	350mm	84%
Riva 66	8.0kW	650 x 550 x 395	450mm	80%
Riva 76	9.0kW	760 x 630 x 395	510mm	78%



Riva 40



Riva 45



Riva 50



Riva 55



Riva 66



Riva 76

Frame Options



3 Sided Standard Profil Frame



3 Sided Wide Profil Frame



4 Sided Standard Profil Frame



4 Sided Wide Profil Frame



Riva 66 Avanti

Please note the above information is an overview only. For further technical information please see pages 56 - 57.





RIVA | 40

The smallest model in the Riva™ Cassette range has been specially designed to fit into a standard 22" (560mm) high x 16" (405mm) wide British fireplace opening with the chairbrick removed. So you can now update the look of your living room with minimal construction work and, possibly without even the need to remove the existing hearth and mantel. Alternatively, the Riva™ 40 can be installed as a 'hole in the wall' fire.

In addition to providing excellent contemporary style, installing a Riva™ 40 significantly increases the level of heat in your room when compared to a conventional open fire. Combustion efficiency is up to four times greater; giving you more heat for your money and lower fuel costs.

Both the cassette fire and frames are finished in a choice of Stovax's Storm or Jet Black Metallic paints. However, there are four additional frame colour options available to expand your interior design possibilities as shown on pages 26 - 27. The Riva™ 40 is also approved for the burning of wood in Smoke Control Areas*, so this compact and contemporary cassette can add style to your home, wherever your location!

Additional options for the Riva™ 40 can be found overleaf.

*When fitted with a Smoke Control Kit and used in accordance with the operating instructions.



Fire size	Riva 40
Nominal heat output	4.9kW
Maximum efficiency	82%
Maximum log length	250mm (9¾")
Flue connection (internal diameter)	128mm (5")



Above:

Riva 40 with standard 4 sided frame in Jet Black Metallic with handle removed.

Right:

Riva 40 with wide 3 sided frame in Storm with removable handle in situ.



RIVA | 40

Additional Options	Storm	Jet Black
3 sided, standard Profil frame	RV40PRO3	RV40PRO3B
4 sided, standard Profil frame	RV40PRO4	RV40PRO4B
3 sided, wide Profil frame	RV40PRO3W	RV40PRO3WB
4 sided, wide Profil frame	RV40PRO4W	RV40PRO4WB
Stainless steel tool holder	RVAC001	RVAC001
Cast iron, smokeless fuel 'reducing' kit §	RVAC082	RVAC082
Smoke Control Kit.....	RV40SCKIT	RV40SCKIT
Ash caddy	4227	4227
Cast iron reeded panel*	8900	8900
4 supplementary frame colours	see pages 26 - 27	

§ Required if smokeless fuel is to be used regularly
 *(940mm h x 940mm w with 560mm h x 410mm w cut out)



Fire size	Riva 40
Nominal heat output	4.9kW
Maximum efficiency	82%
Maximum log length	250mm (9¾")
Flue connection (internal diameter)	128mm (5")

Above:
 Riva 40 with standard 3 sided frame in Storm and removable handle in situ. Shown here with reeded cast iron panel.

Left:
 Riva 40 with standard, 4 sided frame in Jet Black Metallic and handle removed.





RIVA | 45

Slightly taller in stature, the Riva™ 45 has the same clean and contemporary look as its smaller counterpart but with a higher heat output of up to 5kW. It can be fitted into a 36" high fireplace opening.

Install your Riva™ 45 as either a 'hole in the wall' fire with a 4-sided frame or on a hearth with a 3-sided frame.

The choice of smart Storm or Jet Black Metallic finishes which come as standard on all our Riva™ Cassettes can be complemented with one of four striking colours for the Profil frame. Choose either Metallic Red, Metallic Blue, Metallic Bronze or Ivory, to inspire a bold new look for your home (see pages 26 - 27).

Additional options

	Storm	Jet Black
3 sided, standard Profil frame	RV45PRO3	RV45PRO3B
4 sided, standard Profil frame	RV45PRO4	RV45PRO4B
3 sided, wide Profil frame.....	RV45PRO3W	RV45PRO3WB
4 sided, wide Profil frame	RV45PRO4W	RV45PRO4WB
Stainless steel tool holder	RVAC001	RVAC001
Smoke Control Kit.....	RV40SCKIT	RV40SCKIT
Cast iron, smokeless fuel 'reducing' kit §	RVAC082	RVAC082
Ash caddy	4227	4227
4 supplementary frame colours	see pages 26 - 27	

§ Required if smokeless fuel is to be used regularly



Fire size	Riva 45
Nominal heat output	5.0kW
Maximum efficiency	83%
Maximum log length	250mm (9¾")
Flue connection (internal diameter)	128mm (5")



Above:

Riva 45 with standard 4 sided frame in Jet Black metallic with removable handle in situ.

Left:

Riva 45 with standard 3 sided frame in Storm with handle removed.



RIVA | 50

Giving a wonderful view of the radiant, dancing flames, the Riva™ 50 is an impressively efficient new edition to the Riva™ family. With clean, contemporary lines designed to fit into a 22" high and wide fireplace opening, the Riva™ 50 can be installed with relative ease on to a hearth with a 3 sided frame, or with a 4 sided frame to create a 'hole in the wall' look.

Furthermore, the option of a fan-assisted convection circulation kit provides for quicker heat delivery into the room when first lit. The Riva™ 50 has also been approved* for the burning of wood in Smoke Control Areas when fitted with an optional Smoke Control Kit.

Further image on back cover.

Additional options for the Riva™ 50 can be found overleaf.



Fire size	Riva 50
-----------	---------

Nominal heat output	7.0kW
---------------------	-------

Maximum efficiency	83%
--------------------	-----

Maximum log length	350mm (13¾")
--------------------	--------------

Flue connection (internal diameter)	128mm (5")
-------------------------------------	------------

Above:

Riva 50 with standard 3 sided frame in Jet Black Metallic with handle removed.

Left:

Riva 50 with standard 4 sided frame in Jet Black Metallic with removable handle in situ.



RIVA | 50



Additional options	Storm	Jet Black
3 sided, standard Profil frame	RV50PRO3	RV50PRO3B
4 sided, standard Profil frame	RV50PRO4	RV50PRO4B
3 sided, wide Profil frame	RV50PRO3W	RV50PRO3WB
4 sided, wide Profil frame	RV50PRO4W	RV50PRO4WB
Fan-assisted convection circulation kit (240v)	RV55FK	RV55BFK
Stainless steel tool holder	RVAC001	RVAC001
Smoke Control Kit	RV55SCKIT	RV55SCKIT
Cast iron, smokeless fuel 'reducing' kit §	RVAC101	RVAC101
Warm air ducting kit (2 outlets)	8572	8572
Ash caddy	4227	4227
4 supplementary frame colours	see pages 26 - 27	

§ Required if smokeless fuel is to be used regularly

Fire size	Riva 50
Nominal heat output	7.0kW
Maximum efficiency	83%
Maximum log length	350mm (13¾")
Flue connection (internal diameter)	128mm (5")

Above:

Riva 50 with wide 4 sided frame in Storm
and removable handle in situ.

Right:

Riva 50 with standard 3 sided frame in Jet
Black Metallic with handle removed. Also
shown: Contemporary Black Log Store also
available from Stovax.





RIVA | 55



Providing greater heat output and a larger window to view the swirling flames, the Riva™ 55 can be installed into a fireplace opening that is 915mm h x 915mm w x 460mm d (36" h x 36" w x 18" d).

The Riva™ 55 offers you two accessories to enhance your heating options. The first is fan-assisted convection for quicker warming of the room when the Riva™ is first lit. The second is a ducting system that can distribute warm air into the same room or to other living spaces. Installing the fan and ducting system together really will maximise the benefits from this impressive 8kW cassette fire.

Both the cassette fire and frames are finished in a choice of Stovax's Storm or Jet Black Metallic paints. There is also a choice of four supplementary colour frame finishes to further enhance your styling options.

Further images on pages 4, 26 and 57.

Additional options	Storm	Jet Black
3 sided, standard Profil frame	RV55PRO3	RV55PRO3B
4 sided, standard Profil frame	RV55PRO4	RV55PRO4B
3 sided, wide Profil frame	RV55PRO3W	RV55PRO3WB
4 sided, wide Profil frame	RV55PRO4W	RV55PRO4WB
Fan-assisted convection		
circulation kit (240v)	RV55FK	RV55BFK
Warm air ducting kit (2 outlets)	8572	8572
Smoke Control Kit	RV55SCKIT	RV55SCKIT
Stainless steel tool holder	RVAC001	RVAC001
Cast iron, smokeless fuel		
'reducing' kit §	RVAC101	RVAC101
Ash caddy	4227	4227
4 supplementary frame colours	see pages 26 - 27	

§ Required if smokeless fuel is to be used regularly.

Fire size	Riva 55
Nominal heat output	8.0kW
Maximum efficiency	84%
Maximum log length	350mm (13 ³ / ₄ "
Flue connection (internal diameter)	128mm (5")

Above:

Riva 55 with standard 3 sided frame in Jet Black Metallic and removable handle in situ.

Right:

Riva 55 with standard 4 sided frame in Storm with handle removed. The optional tool holder is also shown.







RIVA | 66

Not only will this magnificent landscape cassette fire provide you with significant heating capacity but it will also be a stunning focal point in your living room. Although it is possible for the Riva™ 66 to be fitted into certain 'fireplace openings', to achieve such installations the deep versions of the Profil frames may be required to accommodate the extra depth of the firebox. Alternatively, this model is ideal for new-build homes, barn conversions or where major refurbishment is taking place, and a larger opening can be constructed.

If you expect to burn smokeless fuel then, due to the larger firebox, a smokeless fuel 'reducing' kit must be fitted. Not only does this decrease the amount of fuel you need to load but it also guides the fuel and cinders towards the grate for improved combustion. However, you may still burn wood with equal efficiency.

You can optimise the heating potential of the Riva™ 66 with two accessories. Firstly, a fan-assisted convection kit, which boosts warm air entering the room at the flick of a switch. Secondly, a ducting system that diffuses some of the heat to other points in the same room or into other living spaces. Or install both the fan and ducting system for ultimate heat distribution.


Both the cassette fire and frames are finished in a choice of Stovax's Storm or Jet Black Metallic paints. There is also the option of specifying one of four exciting supplementary frame colours.

Additional options for the Riva™ 66 can be found overleaf.

Further images on front cover, and page 5.



Fire size	Riva 66
Nominal heat output	8.0kW
Maximum efficiency	80%
Maximum log length	450mm (17¾")
Flue connection (internal diameter)	153mm (6")



Above:

Riva 66 with standard 4 sided frame in Jet Black Metallic and removable handle in situ.

Left:

Riva 66 with wide 4 sided frame in Jet Black Metallic and removable handle in situ.



RIVA | 66

Additional options	Storm	Jet Black
3 sided, standard Profil frame	RV66PRO3	RV66PRO3B
4 sided, standard Profil frame	RV66PRO4	RV66PRO4B
3 sided, wide Profil frame	RV66PRO3W	RV66PRO3WB
4 sided, wide Profil frame	RV66PRO4W	RV66PRO4WB
3 sided Profil spacer frame*	RV66PRO3D	RV66PRO3DB
4 sided Profil spacer frame*	RV66PRO4D	RV66PRO4DB
Fan-assisted convection circulation kit (240v)	RV66FKA	RV66BFKA
Warm air ducting kit (2 outlets)	8572	8572
Stainless steel tool holder	RVAC001	RVAC001
Cast iron, smokeless fuel 'reducing' kit §	RVAC002	RVAC002
Smoke Control Kit	RV66SCKIT	RV66SCKIT
Ash caddy	4227	4227
4 supplementary frame colours	see pages 26 - 27	

*Enables the Riva™ 66 to fit into 350mm fireplace recesses - please see page 57.

§ Required if smokeless fuel is to be used regularly.



Fire size	Riva 66
Nominal heat output	8.0kW
Maximum efficiency	80%
Maximum log length	450mm (17¾")
Flue connection (internal diameter)	153mm (6")

Above:

Riva 66 with wide 4 sided frame in Jet Black
Metallic and handle removed.

Left:

Riva 66 with standard 3 sided frame in
Storm and removable handle in situ.





RIVA | 66 AVANTI

Sharing exactly the same firebox features as the standard Riva™ 66, the Avanti differs only by its more contemporary styling - offering a design statement in its own right.

Available in a complete Jet Black Metallic finish or with a Storm Metallic Door combined with Jet Black panels. The door handle locates on the right and may be removed after refuelling. The controls are discreetly positioned under the door so all you see are the crisp, clean lines of the Avanti surrounding a swirling picture of flames.

If you are considering burning smokeless fuel then a cast iron, smokeless fuel 'reducing' kit is required. This allows you to load less fuel into the firebox and obtain even greater heating economy (plus you can still burn wood with equal efficiency). Another practical option available for the Riva™ 66 Avanti is a ducting system that distributes some of the heat produced to other points in the same room or into other living spaces.

Additional options

Storm/Jet Black

Warm air ducting kit (2 outlets).....	8572
Optional 50mm box 'spacer' *	RV66AVSP
Fan-assisted convection circulation kit (240v).....	RV66AVFK
Stainless steel tool holder	RVAC015
Cast iron, smokeless fuel 'reducing' kit §	RVAC002
Smoke Control Kit.....	RV66SCKIT
Ash caddy	4227

*Enables the Riva™ 66 Avanti to fit into 350mm fireplace recesses - please see page 57.
§ Required if smokeless fuel is to be used regularly.



Fire size	Riva 66 Avanti
Nominal heat output	8.0kW
Maximum efficiency	80%
Maximum log length	450mm (17¾")
Flue connection (internal diameter)	153mm (6")



Above / Left:
Riva 66 Avanti in Storm
and Jet Black Metallic

RIVA | 76



Fire size	Riva 76
Nominal heat output	9.0kW
Maximum efficiency	78%
Maximum log length	510mm (20")
Flue connection (internal diameter)	153mm (6")

Above:

Riva 76 with standard 3 sided frame in Storm with handle removed. The optional tool holder is also shown.

Right:

Riva 76 with standard 4 sided frame in Jet Black Metallic with handle in situ. Also shown: Durban White Polished Fireplace Tile Surround (wall) and Pretoria Anthracite Polished tiles (hearth).

A woodburning model only, the largest cassette in our range offers not only a truly panoramic view of the flames but also provides you with powerful heating performance. Additionally, its larger dimensions make the Riva™ 76 particularly suited to new, architect-designed homes or where renovation work to an existing, larger property is being considered.

As with the Riva™ 55 and Riva™ 66, the 76 is complete with an 'Opti-Burn' setting for maximum fuel efficiency. However, it can also be specified with a fan-assisted convection kit and a ducting system as an additional option. The fan-assisted convection kit provides an immediate boost of warm air into the room at the touch of a switch whilst the ducting system allows you to distribute some of the heat to other parts of the same room or to adjacent spaces.

Both the cassette fire and the frames are finished in a choice of Stovax's Storm or Jet Black Metallic paints. There are also four additional frame colour options available - please see pages 26 - 27.

Additional options	Storm	Jet Black
3 sided, standard Profil frame	RV76PRO3	RV76PRO3B
4 sided, standard Profil frame	RV76PRO4	RV76PRO4B
3 sided, wide Profil frame	RV76PRO3W	RV76PRO3WB
4 sided, wide Profil frame	RV76PRO4W	RV76PRO4WB
3 sided Profil spacer frame *	RV76PRO3D.....	RV76PRO3DB
4 sided Profil spacer frame *	RV76PRO4D.....	RV76PRO4DB
Fan-assisted convection circulation kit (240v)....	RV76FK	RV76BFK
Warm air ducting kit (2 outlets).....	8572	8572
Stainless steel tool holder	RVAC001	RVAC001
Ash caddy	4229	4229
4 supplementary frame colours	see pages 26 - 27	

*Enables the Riva™ 76 to fit into 350mm fireplace recesses - please see page 57.



Further image on page 27.





RIVA | COLOUR FRAME OPTIONS

For those who want to add a splash of colour to their living space, Stovax has introduced a range of new and vibrant colour options for the Profil frames in the Riva™ cassette range.

There is a choice of 4 eye-catching colours to choose from: Metallic Red, Metallic Blue, Metallic Bronze & Ivory. Please use the following suffix for your chosen colour:

- Metallic Red (RD),
- Metallic Blue (BL),
- Metallic Bronze (BZ)
- Ivory (IV).



For example: Profil frame for Riva™ 40, 3 sided, standard in Metallic Blue: RV40PRO3BL.



Riva 66 with wide 4 sided Profil frame in Metallic Bronze



Riva 76 with standard 4 sided Profil frame in Metallic Blue



Riva 40 with standard 3 sided Profil frame in Metallic Red.


Outstanding Efficiency

Stovax Riva™ Stoves all feature the latest cleanburn combustion systems, allowing them to burn logs or solid fuels with outstanding efficiency, resulting in more heat delivery into the room and less going up the chimney. This technological advancement is achieved by introducing pre-heated, secondary air into the firebox to burn the excess hydrocarbons in the smoke. Airwash air flow also helps keep the window clean, allowing you to enjoy the flames to the full.



Smoke Control Area Approved

Many of the Riva™ Stoves in this brochure are approved for the burning of logs in Smoke Control Areas (when the appropriate smoke control kit is fitted) and this is shown on the relevant product pages. Your Stovax retailer can give you further help and advice.



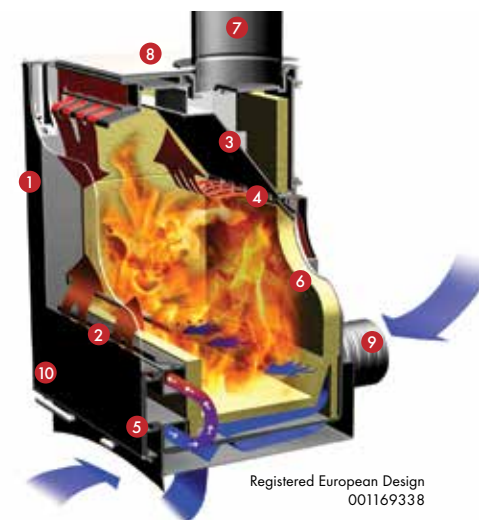
Riva Freestanding Key Features

1. High density, thermal brick liner system.
2. Heated air jets from cleanburn ports on all three sides burn hydrocarbons in smoke.
3. Unique stainless steel baffle (multi-fuel).
4. Two combustion control levers.
5. Unique "Opti-Burn" setting provides optimum efficiency and visual effect for woodburning.
6. Airtight door with removable stainless steel handle.
7. Convected and radiant heat.
8. Externally operated riddling grate.
9. Top or rear flue exit connecting stove to flue pipe.
10. Removable stainless steel ashpan.
11. Optional cast iron, smokeless fuel 'reducing' kit† (not illustrated).
12. Optional stainless steel tool holder (not illustrated).
13. Optional ash caddy (not illustrated).



Riva Vision Key Features

1. Heavy duty steel body.
2. Airtight contemporary glass door.
3. Stainless steel baffle.
4. Heated air jets from cleanburn ports burn hydrocarbons in smoke.
5. Single lever for state-of-the-art control of cleanburn combustion and airwash system.
6. High density, thermal brick liner system.
7. Top or rear flue exit connecting stove to flue pipe.
8. Optional ceramic glass top plate.
9. Optional external air facility for draught reduction.
10. Stainless steel controls and log guard.
11. Optional Smoke Control Kit (not illustrated).



Registered European Design
001169338

†Required if smokeless fuel is to be used regularly

RIVA | STOVE SIZES

	Riva F40 Freestanding	Riva F66 Freestanding	Riva F76 Freestanding	Riva Vision Small	Riva Vision Midi	Riva Vision Medium	Riva F40 Avanti	Riva F55 Avanti Midi
Nominal Heat Output	4.9kW	8.0kW	9.0kW	5.0kW	6.5kW	8.0 - 9.0kW*	4.9kW	8.0kW
Dimensions mm (wxhxd)	451 x 602 x 355	698 x 602 x 405	788 x 663 x 409	371 x 474 x 329	416 x 513 x 350	525 x 600 x 368	462 x 618 x 348	615 x 935 x 348
Max. log length	250mm (9 ³ / ₄ "	450mm (17 ³ / ₄ "	500mm (20")	280mm (11")	330mm (13")	430mm (17")	250mm (9 ³ / ₄ "	350mm (13 ³ / ₄ "
Max. Efficiency	81%	80%	78%	76%	76%	79%	81%	77%

Please note the above information is a summary only. For further technical information please see pages 58 - 59.

* Please see page 59 for further heat output information.



Riva F40 Freestanding



Riva F66 Freestanding



Riva F76 Freestanding



Riva Vision Small



Riva Vision Midi



Riva Vision Medium



Riva F40 Avanti



Riva F40 Avanti Midi



Riva F40 Avanti Highline



Riva F55 Avanti Midi



Riva Vision Medium Woodburning.
Also shown: Black toolset and log store also available from Stovax.



RIVA | F40 FREESTANDING

Incorporating all the latest firebox technology of the Riva™ 40 cassette, the Riva™ F40 Freestanding is a compact stove offering stylish lines and impressive heating performance. It has full multi-fuel capability (complete with 'Opti-Burn' setting), airwash to help keep the glass window clear, externally operated riddling (accessed via the special ashpit door) and a choice of top or rear flue exits.

In addition to hearth-mounting, there is a choice of ten Riva™ Benches available (please see pages 42 - 43 for details) to provide alternative styling options.

The Riva™ F40 Freestanding is finished in a choice of Stovax's Storm or Jet Black Metallic paints.

Further images of the Riva™ F40 Freestanding on pages 43 and 63.

Additional options

- Riva™ Benches..... see pages 42 - 43
- Enamelled flue pipe..... see page 62
- Stainless steel tool holder RVAC001
- Ash caddy 4227
- Cast iron, smokeless fuel 'reducing' kit § RVAC082
- Smoke Control Kit..... RV40SCKIT

§ Required if smokeless fuel is to be used regularly.



Fire size	F40 Freestanding
Nominal heat output	4.9kW
Maximum efficiency	81%
Maximum log length	250mm (9¾")
Flue connection (internal diameter)	128mm (5")



Above:
Riva F40 Freestanding in Storm with removable handle in situ. Also shown: Chrome toolset also available from Stovax.

Left:
Riva F40 Freestanding in Jet Black Metallic with removable handle in situ.



RIVA | F66 FREESTANDING & PEDESTAL

If you are looking for the greater heating performance of the multi-fuel Riva™ 66 cassette but wish to combine this with the hearth-mounted appeal of a contemporary stove then the F66 Freestanding provides a stylish, contemporary solution.

Additionally, you can consider two options to provide you with alternative interior design choices. Firstly, the F66 Freestanding can be placed on the Riva™ Bench (please see pages 42 - 43 for details). For this model, you can select either the 100cm, 120cm, 140cm or 180cm versions according to your requirements. Each will present a distinctive focal point whether freestanding in an open living space or positioned in a larger fireplace opening.

The second option is the Riva™ Pedestal which allows the F66 Freestanding to attain more of the appearance of a stove. The Pedestal is available in black only and raises the F66 223mm from the floor.

The Riva™ F66 Freestanding is available in two metallic paint finishes: Storm or Jet Black.

Additional options

Riva™ Benches.....	see pages 42 - 43
Enamelled flue pipe.....	see page 62
Matching 'pedestal' stand.....	RVACPEDB
Stainless steel tool holder	RVAC001
Ash caddy	4227
Cast iron, smokeless fuel 'reducing' kit §	RVAC002
Smoke Control Kit.....	RV66SCKIT

§ Required if smokeless fuel is to be used regularly.



Fire sizes	F66 Freestanding & Pedestal
Nominal heat output	8.0kW
Maximum efficiency	80%
Maximum log lengths	450mm (17 ³ / ₄ "
Flue connection (internal diameter)	153mm (6")



Above Left:

Riva F66 Freestanding in Storm with removable handle in situ.

Above Right:

Riva F66 Pedestal in Jet Black Metallic with removable handle in situ.

Left:

Riva F66 Freestanding in Jet Black Metallic with handle removed.

RIVA | F76 FREESTANDING



Fire sizes	F76 Freestanding
Nominal heat output	9.0kW
Maximum efficiency	78%
Maximum log lengths	500mm (20")
Flue connection (internal diameter)	153mm (6")



Above:

Riva F76 Freestanding in Jet Black Metallic with removable handle in situ. Also shown: Ironworks toolset also available from Stovax.

Right:

Riva F76 Freestanding in Storm with removable handle in situ.

Wider still than the F66, the F76 Freestanding is a woodburning appliance only. However, it has the potential to create an outstanding landscape centrepiece within larger rooms or living spaces. Particularly as the airwash system helps keep the extensive window clear, allowing you to enjoy the flames to the full.

The cleanburn technology and 'Opti-Burn' setting also offers you powerful, yet efficient, heating capacity. With up to 9kW available, the prospect of cosy winters in front of a real log fire awaits you.

The F76 Freestanding can be hearth-mounted or, for an alternative style and look, placed on either a 100cm, 120cm, 140cm or 180cm Riva™ Bench. Details of Riva™ Benches can be found on pages 42 - 43.

Choose from Stovax's Storm or Jet Black Metallic paint finishes.

Further image of the Riva™ F76 Freestanding on page 42.

Additional options

Riva™ Benches..... see pages 42 - 43
 Enamelled flue pipe..... see page 62
 Stainless steel tool holder RVAC001
 Ash caddy 4229





RIVA VISION | SMALL

The compact and sleek look of the Riva™ Vision Small encapsulates the defining characteristics of this range of contemporary stoves.

Featuring a stunning black glass door that gives you the best possible view of your fire, this stylish stove will give a generous heat output of up to 5.0kW. With many optional extras available such as the Ceramic Glass Top or Riva™ Plinth with matching glass front, your styling possibilities are extended even further.

For a compact stove, the Riva™ Vision Small makes a big impact.

Further image of the Riva™ Vision Small on page 59.

Additional Options

	Woodburner	Multi-fuel
Ceramic glass top (top flue)	RVN-SMGB	RVN-SMGB
Ceramic glass top (rear flue)	RVN-SMGBR	RVN-SMGBR
Decorative flue ring cover*	RVAC150B	RVAC150B
External air kit	RVN-SMAIR	RVN-SMAIR
Smoke Control Kit	N/A	RVN-SMMSCKIT
Riva™ Benches & Plinths	see pages 42 - 43 and 59	
Enamelled flue pipe	see page 62	

* Not compatible with the optional glass top plate.



Fire size	Riva Vision Small
Nominal heat output	5.0kW
Maximum efficiency	76%
Maximum log length	280mm (11")
Flue connection (internal diameter)	128mm (5")



Above:
Riva Vision Small Multi-fuel burning logs shown with Riva Glass Plinth, Ceramic Glass Top and Gloss Black Flue Pipe. Also Shown: Black tool set available from Stovax

Left:
Riva Vision Small Woodburning on Riva 100 High Bench with Modern Line Gloss Black Flue Pipe



RIVA VISION | MIDI

Featuring the same clean, geometric form and reflective detailing, the Riva™ Vision Midi offers an impressive heat output of up to 6.5kW.

Available in woodburning or multi-fuel models, the Vision Midi offers many optional extras including the external air kit allowing air to be drawn from the outside, minimising drafts in your room as well as a gloss black flue pipe to really personalise your stove.

The addition of a Riva™ Bench can really extend your individual styling options. Details of Riva™ Benches can be found on pages 42 - 43.

Additional options	Woodburner	Multi-fuel
Ceramic glass top (top flue)	RVN-MIDGB	RVN-MIDGB
Ceramic glass top (rear flue)	RVN-MIDGBR	RVN-MIDGBR
Decorative flue ring cover*	RVAC150B	RVAC150B
External air kit	RVN-MIDAIR	RVN-MIDAIR
Smoke Control Kit	N/A	RVN-MIDMSCKIT
Riva™ Benches & Plinths	see pages 42 - 43 and 59	
Enamelled flue pipe	see page 62	

* Not compatible with the optional glass top plate.



Fire size	Riva Vision Midi
Nominal heat output	6.5kW
Maximum efficiency	76%
Maximum log length	330mm (13")
Flue connection (internal diameter)	128mm (5")



Above:

Riva Vision Midi Woodburning on Riva 45 Low Bench shown with Stovax Parisian White Fireplace Tile Surround and Gloss Black Flue Pipe.

Left:

Riva Vision Midi Woodburning and Ceramic Glass Top on Riva Glass Plinth with Gloss Black Flue Pipe.



RIVA VISION | MEDIUM

Encompassing all the hallmarks of the Riva Vision Small and Midi, the Medium maximises the contemporary appeal of this magnificent range with its stunning, expansive flame picture and substantial heat output of up to 9.0kW.

Add to this the impressive Glass Plinth or a striking Riva Bench and you can achieve outstanding style and powerful heating potential in equal measure.



Additional options	Woodburner	Multi-fuel
Ceramic glass top (top flue)	RVN-MEDGB	RVN-MEDGB
Ceramic glass top (rear flue)	RVN-MEDGBR	RVN-MEDGBR
Decorative flue ring cover*	RVAC220B	RVAC220B
External air kit	RVN-MEDAIR	RVN-MEDAIR
Smoke Control Kit	N/A	RVN-MEDMSCKIT
Riva™ Benches & Plinths	see pages 42 - 43 and 59	
Enamelled flue pipe.....	see page 62	

* Not compatible with the optional glass top plate.

Fire size	Riva Vision Medium
Nominal heat output	8.0kW (Woodburner) 9.0kW (Multi-fuel)
Maximum efficiency	79%
Maximum log length	430mm (17")
Flue connection (internal diameter)	152mm (6")



Above:
Riva Vision Medium Woodburning
on Riva 100 High Bench with Modern
Line Gloss Black Flue Pipe.

Left:
Riva Vision Medium Woodburning with
Riva Glass Plinth and Gloss Black Flue Pipe.



RIVA | BENCHES

To assist designers and homeowners in creating a flexible alternative to the 'on hearth' mounting of Riva™ Freestanding and Riva Vision stoves, Stovax offers ten sizes of Bench to which the stoves may be secured.

Standing 250 or 350mm high with a sturdy steel construction and a durable black finish, you can not only match the Bench to the space available but also accommodate individual styling requirements. For example, appliances can be positioned centrally on the Bench or offset to one side. Finished in a durable Matt Black the Riva™ Benches can provide either the perfect complement or create a striking contrast depending on your stove colour choice.

The lengths available are 45cm, 100cm, 120cm, 140cm and 180cm with a depth of 420mm (the 180 Bench has a depth of 465mm), and the legs are each 60mm wide.



Riva Benches

Riva Bench 45 Low*	RVACLB45B
Riva Bench 100 Low	RVACLB100B
Riva Bench 120 Low	RVACLB120B
Riva Bench 140 Low	RVACLB140B
Riva Bench 180 Low	RVACLB180B
Riva Bench 45 High*	RVACB45B
Riva Bench 100 High	RVACB100B
Riva Bench 120 High	RVACB120B
Riva Bench 140 High	RVACB140B
Riva Bench 180 High	RVACB180B

*Only suitable for the Riva F40 Freestanding and Riva Vision Small & Midi.

Above:

Riva F40 Freestanding in Jet Black
Metallic on Riva 100 High Bench.

Left:

Riva F76 Freestanding in Jet Black
Metallic on Riva 120 High Bench.

RIVA | F40 & F55 AVANTI



Riva F55 Avanti Midi in Storm and Jet Black Metallic

The Riva™ Avanti stoves range features contemporary styling that would suit either a modern or traditional living space.

The Riva™ F40 Avanti may be the smallest model of the four yet it still boasts an exceptionally powerful heating capacity. For slightly taller fireplaces or as the centrepiece to an open plan space, the F40 Avanti Midi and Highline models offer not only extra height, but also a convenient storage compartment.

Creating a greater impact than the F40 version, the F55 Avanti Midi has been created for larger openings and spaces. So there is an even greater view of the fire and extra heat output available – up to 8kW.

All the Riva™ Avanti stoves boast all the features of the Riva™ range such as cleanburn technology, airwash system to help keep the window clear, multi-fuel operation and external riddling.

The Riva™ Avanti range is finished in a choice of a combination of Stovax's Storm and Jet Black Metallic paints or solely Jet Black Metallic for a choice of bold design statements!

Further image of the Riva F55 Avanti Midi on page 63.

Fire sizes	F40 Avanti	F40 Avanti Midi	F40 Avanti Highline	F55 Avanti Midi
Nominal heat outputs	4.9kW	4.9kW	4.9kW	8.0kW
Maximum efficiency	81%	81%	81%	77%
Maximum log lengths	250mm (9¾")	250mm (9¾")	250mm (9¾")	350mm (13¾")
Flue connection (internal diameter)	128mm (5")	128mm (5")	128mm (5")	128mm (5")



Additional options

Storm/Jet Black

Matt black enamelled flue pipe	see page 62
Stainless steel tool holder	RVAC015
Ash caddy	4227
Cast iron, smokeless fuel 'reducing' kit § (F40 Avanti).....	RVAC082
Cast iron, smokeless fuel 'reducing' kit § (F55 Avanti).....	RVAC101
Smoke Control Kit (F40 Avanti).....	RV40SCKIT
Smoke Control Kit (F55 Avanti).....	RV55SCKIT

§ Required if smokeless fuel is to be used regularly



*Riva F40 Avanti Highline
in Storm and Jet Black Metallic*



Riva F40 Avanti in Storm and Jet Black Metallic



Riva F40 Avanti Midi in Jet Black Metallic

RIVA | OPEN CONVECTOR FIRES

Improved Heating Performance

Everyone loves the warmth and atmosphere of an open fire with dancing flames, crackling logs or glowing coals. Unfortunately, open fires are not always very efficient at heating your room. An exception to this, the latest Riva™ Open Convector from Stovax provide you with the best of both worlds – a real open fire yet with a heating efficiency double that of a normal grate or hearth mounted appliance. This is because the Riva™ Open has been designed to produce warm convected air as well as radiant heat.

Versions for most chimneys

Suitable for most homes (if your house has a chimney* you can almost certainly install a Riva™ Open), these versatile convector fires are available in five widths and two different heights so that they may be fitted into a wide variety of fireplace types and heat rooms of different proportions. There is also a choice of decorative styles to complement both traditional and contemporary interiors.

**Conforming to Building Regulations for solid fuels. If unsure, please check with your Stovax retailer.*

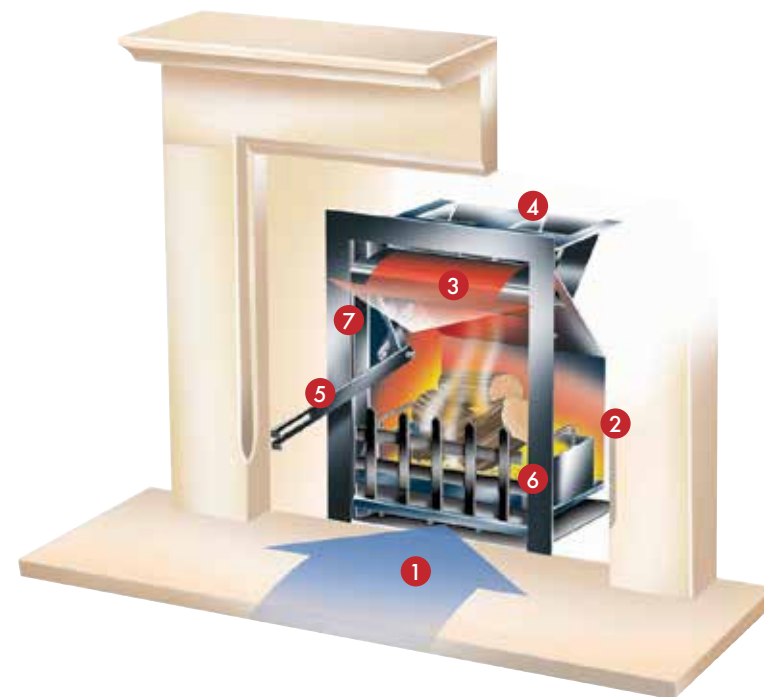
Convector Efficiency

Riva™ Open Convector have been specially designed to draw in cooler, ambient air and heat it in the convection chambers positioned either side and behind the visible 'firebox'. The warmed air passes out into the room through the top air vent, adding to the radiant heat emitted by the fire. Furthermore, there is an air control (operated by a removable handle) which allows you to have maximum draught for lighting the fire but, once ablaze, an even more efficient burn can be achieved by reducing the air flow. This control can also be partially closed when the fire is out to reduce down draughts from the chimney.



Key Design Features

1. Cooler air drawn in
2. Specially designed convection chambers
3. Warmed convected air flows into room
4. Design allows chimney to be swept
5. Removable multi-grate and damper control tool
6. Removable tray/pan for disposal of ash/cinders
7. Dual skin construction in heavy gauge steel





RIVA | 16/22/24/26/28 TRADITIONAL



Not just a model but a range in itself, the Riva™ Open Traditional Convectors are available in five widths and two heights to suit the broadest possible variety of fireplace types and living spaces. Furthermore, the subtle styling allows the Riva™ Open Traditional to blend easily with any style of fireplace from mellow stone to rustic brick and from classic marble to polished slate, so the opportunities to create a distinctive focal point in your home are immense.

For the burning of smokeless fuels there is a cast iron grate/ashpan whilst for woodburning you need to select a log tray together with your choice of log retainer front.

Frame information for the Riva™ Open Traditional range can be found on page 50.

Fire Information

Fire sizes	16"	22"	24"	26"	28"
Max. heat outputs	4.0kW	6.5kW	8.0kW	9.0kW	10.0kW
Max. log lengths (Cast iron basket)	215mm (8½")	365mm (14¾")	465mm (18¼")	-	-
Max. log lengths (Log tray)	320mm (12⅝")	470mm (18½")	530mm (20⅞")	570mm (22½")	630mm (24¾")
Low lintel options	✓	✓	✓	✓	✗

Please see page 50 for frame information.



Left:

Riva Open 22 Traditional with cast iron basket*

*(NB - Please see installation information on page 60)

Right:

Riva Open 22 Traditional with brushed stainless steel Profil frame, polished Holyrood front and log tray.



RIVA | 16/22/24/26/28 TRADITIONAL



Additional personalisation of your Riva™ Open fire can be achieved with Profil clip-on frames. These are available in a choice of brass or brushed steel for most sizes of Riva™ Open Convactor.

The Riva™ Open Traditional is finished in timeless Matt Black.

Additional options

Clip-in sparkguards*see pages 60 - 61

Standard and offset flue gathers.....see pages 60 - 61

*Can be used with Holyrood front options, but as freestanding only

Front Options	16"	22"	24"	26"	28"
Cast iron basket (required for multi-fuel)	8686	8687	Use 22"	8688	Use 26"
Ashpan (required for multi-fuel)	8652	8653	Use 22"	8654	Use 26"
Black Holyrood front with log tray†	8627	8628	8629	8630	N/A
Polished Holyrood front with log tray†	8627P	8628P	8629P	8630P	N/A
Portcullis front with log tray†	8678	8666	8667	8668	8669
Castle front with log tray†	N/A	8623	8624	8625	N/A

Frame Options

Profil Brass - standard height	8633	8635	8637	8639	8626
Profil Brass - low lintel	8674	8636	8638	8640	N/A
Profil Brushed Stainless - standard height	8633BS	8635BS	8637BS	8639BS	8626BS
Profil Brushed Stainless - low lintel	8674BS	8636BS	8638BS	8640BS	N/A

† For woodburning only

Please see page 48 for fire information.

Right: Riva Open 26 Traditional with portcullis front.º

Left: Riva 22 Open Convactor with black Holyrood front.



º(NB - Please see installation information on page 60)



RIVA | 16 ARTS



Fire sizes	16"
Max. heat outputs	4.0kW
Max. log lengths (Cast iron basket)	215mm (8½")
Max. log lengths (Log tray)	320mm (12⅝")

Above:

Riva Open 16 Arts with cast iron basket.

Right:

Riva Open 16 Arts with black Holyrood front. Shown here with Pembroke surround (3567WW) which is also available from Stovax.

At its peak in the 1920s and 1930s, the Arts movement blended aesthetic appeal with technology to bring a clean new look to virtually any object in daily use. Today, this evocative style is still influencing contemporary design.

The Riva™ 16 Arts Open Convector echoes the look of that era with a beautifully curved frame that is finished in a subtle Matt Black to complement perfectly your choice of Holyrood or Portcullis front for a superb log burning fire. Alternatively, select the cast basket for burning smokeless fuels.

The Riva™ 16 Arts Open Convector is finished in Matt Black.

Additional Options

Cast iron basket	8686
Ashpan.....	8652
Black Holyrood front with log tray	8627
Polished Holyrood front with log tray	8627P
Portcullis front with log tray.....	8678
Clip-in sparkguards.....	see pages 60 - 61
Standard and offset flue gathers.....	see pages 60 - 61





RIVA | 16/22/26 CONTEMPORARY



Fire sizes	16"	22"	26"
Max. heat outputs	4.0kW	6.5kW	9.0kW
Max. log lengths	320mm (12 ⁵ / ₈ "	470mm (18 ¹ / ₂ "	570mm (22 ¹ / ₂ "

Frame Options

Steel Frame - rectangular	8730	8732	8736
Steel Frame - square	N/A	8733	8737

Above:

Riva Open 22 Contemporary with square frame and log tray with 3 bar log retainer*.

Right:

Riva Open 26 Contemporary with rectangular frame and log tray with 3 bar log retainer*.

*(NB - Please see installation information on page 60)

Create a larger and distinctly modern look for your living space with the impressive Riva™ Open Contemporary. Choose from the Riva™ 16 with a rectangular frame or, alternatively, opt for the wider Riva™ 22 and Riva™ 26 versions which come with both square and rectangular frame styles.

All sizes can be specified for use with smokeless fuels or for the burning of seasoned logs and have a choice of two different log retainers to suit your styling preferences. Plus there's an optional clip-in sparkguard for peace of mind when the fire is left unattended.

The Riva™ Open Contemporary is finished in Matt Black.

Further image on page 47.

Additional Options

Log retainer options.....see page 60

Log & multi fuel trayssee page 60

Clip-in sparkguards.....see pages 60 - 61

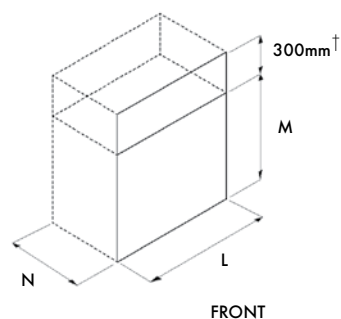
Standard and offset flue gathers.....see pages 60 - 61



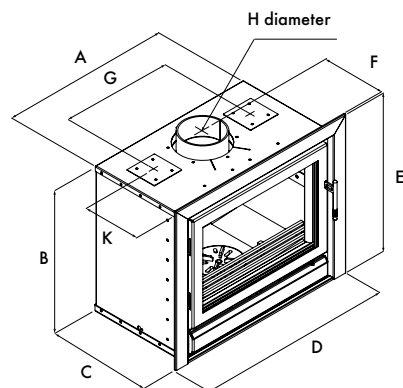


RIVA CASSETTE FIRES | INFORMATION

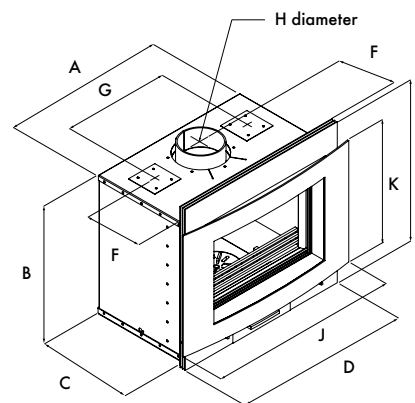
OPENING DIMENSIONS



CASSETTES



AVANTI CASSETTE



CASSETTE DIMENSIONS

(all dimensions in mm)	Riva 40	Riva 45	Riva 50	Riva 55	Riva 66	Riva 66 Avanti	Riva 76
A	400	400	540	540	650	650	760
B	550	660	550	660	550	550	630
C	350	350	350	350	395	395	395
D	492	492	632	632	742	694	862
E	599	709	599	709	599	636	678
F	234	234	234	234	248	248	248
G	N/A	N/A	360	360	420	420	540
H Ø	128	128	128	128	153	153/180	153
J	-	-	-	-	-	755	-
K	N/A	N/A	N/A	234	248	480	208
L	410	410	550	550	660	660	760
M	560	670	560	670	560	560	640
N	355	360	360	355	405*	405*	405*
Flame Viewing Area (w x h)	269 x 325	269 x 435	409 x 325	409 x 435	503 x 325	510 x 330	590 x 375
Weight	80kg	80kg	80kg	100kg	110kg	134kg	125kg

*Dimension N may be reduced to 355mm when using Profil or Avanti box spacer frame. (3 sided RV66PRO3D/B & RV76PRO3D/B; 4 sided RV66PRO4D/B, RV76PRO4D/B for Riva cassettes or RV66AVSP for the Riva 66 Avanti cassette)

†Extra height required when fitting Warm Air Ducting kit.

Please note the minimum distance to combustible materials for the Riva™ cassettes is 300mm, with the exception of the Riva™ 76 for which you should allow 150mm.
For full details please refer to the installation manual.

RIVA CASSETTE PROFIL FRAME DIMENSIONS (MM)

Overall dimensions for the selection of frames available for Riva™ cassettes are as follows:

Product Code	Description	Height	Width
Riva 40			
RV40PRO3/B	3 sided, standard	599	492
RV40PRO3W/B	3 sided, wide	646	586
RV40PRO4/B	4 sided, standard	645	492
RV40PRO4W/B	4 sided, wide	739	586
Riva 45			
RV45PRO3/B	3 sided, standard	709	492
RV45PRO3W/B	3 sided, wide	756	586
RV45PRO4/B	4 sided, standard	755	492
RV45PRO4W/B	4 sided, wide	849	586
Riva 50			
RV50PRO3/B	3 sided, standard	599	632
RV50PRO3W/B	3 sided, wide	646	726
RV50PRO4/B	4 sided, standard	645	632
RV50PRO4W/B	4 sided, wide	739	726
Riva 55			
RV55PRO3/B	3 sided, standard	709	632
RV55PRO3W/B	3 sided, wide	756	726
RV55PRO4/B	4 sided, standard	755	632
RV55PRO4W/B	4 sided, wide	849	726
Riva 66			
RV66PRO3/B	3 sided, standard	599	742
RV66PRO3W/B	3 sided, wide	645	836
RV66PRO3D/B	3 sided, spacer frame†	599	742
RV66PRO4/B	4 sided, standard	645	742
RV66PRO4W/B	4 sided, wide	739	836
RV66PRO4D/B	4 sided, spacer frame†	645	742
Riva 66 Avanti			
RV66AVSP	3 sided, box frame	694	636
Riva 76			
RV76PRO3/B	3 sided, standard	678	862
RV76PRO3W/B	3 sided, wide	728	962
RV76PRO3D/B	3 sided, spacer frame†	678	862
RV76PRO4/B	4 sided, standard	730	862
RV76PRO4W/B	4 sided, wide	830	962
RV76PRO4D/B	4 sided, spacer frame†	730	862

A HETAS approved installer should undertake a site survey prior to purchase and must install any Riva Cassette Fires. Your Stovax retailer will be able to advise on this and, in particular, the use of high temperature (1300°C) plaster/screed in the area around Riva Cassettes. You may view/download complete installation instructions at our website - www.stovax.com. These diagrams cover some of the basic requirements. All fires and stoves should be installed by a competent person to the requirement of Building Regulations (Document J) and include the fitting of adequate ventilation to ensure safe use. Usually older buildings do not need any additional ventilation for appliances up to 5kW, but modern houses will need additional ventilation in all cases. Some models can be fitted with an optional External Air Kit, or dedicated external air supply, offering a discreet and draught reducing solution to standard room venting.

RIVA CASSETTE PROFIL SPACER FRAMES

Like all Riva™ cassettes the Riva™ 66 and Riva 76™ fires can be fitted into a 350mm fireplace recess. However to achieve such an installation the innovative Profil Spacer Frame shown below should be used to accommodate the additional depth of the firebox.



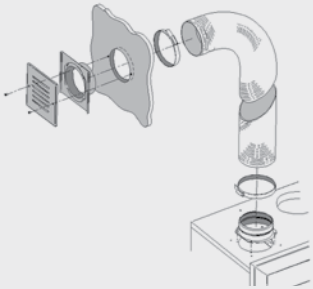
Standard (7mm deep)



†Spacer Frame (50mm deep)

WARM AIR DUCTING KIT

The kit, for the cassettes only, includes two 3 metre lengths of flexible ducting, allowing you to distribute up to half of the heat output to two other living spaces, extending the heating potential throughout your home.



RIVA CASSETTES INFORMATION

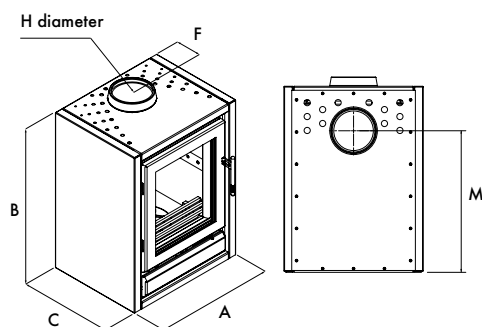
Product Code	Description	Heat Output	Fuel Type	Efficiency
RV40	Riva 40 Cassette (Storm)	4.9kW	Multi-fuel	82%
RV40B	Riva 40 Cassette (Jet Black)	4.9kW	Multi-fuel	82%
RV45	Riva 45 Cassette (Storm)	5.0kW	Multi-fuel	83%
RV45B	Riva 45 Cassette (Jet Black)	5.0kW	Multi-fuel	83%
RV50	Riva 50 Cassette (Storm)	7.0kW	Multi-fuel	83%
RV50B	Riva 50 Cassette (Jet Black)	7.0kW	Multi-fuel	83%
RV55	Riva 55 Cassette (Storm)	8.0kW	Multi-fuel	84%
RV55B	Riva 55 Cassette (Jet Black)	8.0kW	Multi-fuel	84%
RV66	Riva 66 Cassette (Storm)	8.0kW	Multi-fuel	80%
RV66B	Riva 66 Cassette (Jet Black)	8.0kW	Multi-fuel	80%
RV66AVC	Riva 66 Avanti (Storm/Jet Black)	8.0kW	Multi-fuel	80%
RV66AVCB	Riva 66 Avanti (Jet Black)	8.0kW	Multi-fuel	80%
RV76	Riva 76 Cassette (Storm)	9.0kW	Wood	78%
RV76B	Riva 76 Cassette (Jet Black)	9.0kW	Wood	78%



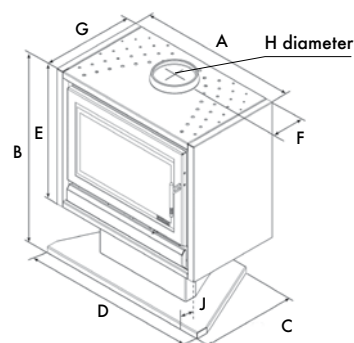
Riva 55 with standard 3 sided frame in Jet Black Metallic and removable handle in situ.

RIVA STOVES | INFORMATION

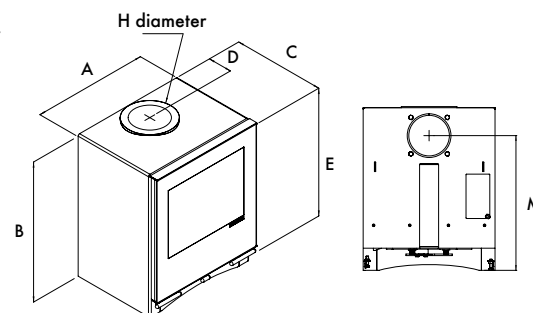
RIVA FREESTANDING



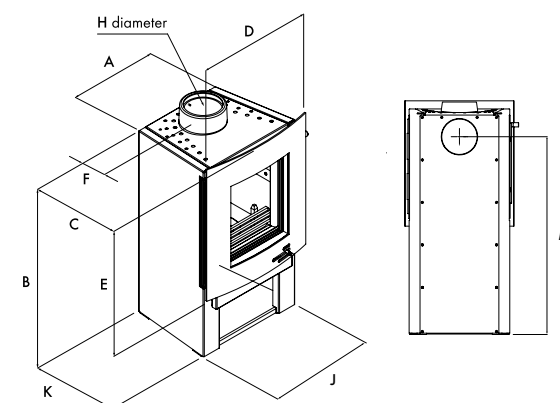
RIVA PEDESTAL



RIVA VISION



RIVA AVANTI FREESTANDING



FREESTANDING DIMENSIONS *

PEDESTAL DIMENSIONS

VISION DIMENSIONS *

AVANTI FREESTANDING DIMENSIONS

(all dimensions in mm)	Riva F40 Freestanding	Riva F66 Freestanding	Riva F76 Freestanding	Riva F66 Pedestal	Riva Vision Small	Riva Vision Midi	Riva Vision Medium	Riva F40 Avanti	Riva F40 Avanti Midi	Riva F40 Avanti Highline	Riva F55 Avanti Midi
A	451	698	788	699	371	416	525	358	358	358	498
B	602	602	663	826	474	513	600	618	793	990	935
B (with plinth)	-	-	-	-	524	613	750	-	-	-	-
C	355	405	409	420	329	350	368	400	400	400	400
D	-	-	-	766	109	109	122	462	462	462	615
E	119	153	145	603	441 (door)	470 (door)	553 (door)	531	531	531	660
F	-	-	-	150	236	246	309	124	124	124	124
G	-	-	-	405	261	316	408	-	-	-	-
H ø	128	153	153	153	128	128	153	128	128	128	128
J	-	-	-	15	-	-	-	426	426	426	560
K	-	-	-	-	-	-	-	348	348	348	348
M	458	442	480	-	385	425	496	466	641	838	834
M (with plinth)	-	-	-	-	435	525	646	-	-	-	-
Window† (w x h)	268 x 322	503 x 325	590 x 375	503 x 325	261 x 236	316 x 246	408 x 309	270 x 330	270 x 330	270 x 330	410 x 440
Weight	82kg	100kg	125kg	114kg	62kg	70kg (Woodburner) 90kg (Multi-fuel)	93kg (Woodburner) 118kg (Multi-fuel)	101kg	105kg	115kg	130kg

* For stove benches to go with the Freestanding models, please see pages 42 - 43.

† Flame viewing area

A HETAS approved installer should undertake a site survey prior to purchase and must install any Riva Stove for you. Your Stovax retailer will be able to advise and assist. You may view/download complete installation instructions at our website - www.stovax.com. These diagrams cover some of the basic requirements. All fires and stoves should be installed by a competent person to the requirement of Building Regulations (Document J) and include the fitting of adequate ventilation to ensure safe use. Usually older buildings do not need any additional ventilation for appliances up to 5kW, but modern houses will need additional ventilation in all cases. Some models can be fitted with an optional External Air Kit, or dedicated external air supply, offering a discreet and draught reducing solution to standard room venting.



RIVA STOVE INFORMATION

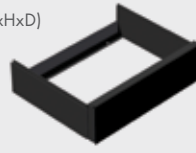
Product Code	Description	Heat Output	Fuel Type	Efficiency
RVF40C	Riva F40 Freestanding (Storm)	4.9kW	Multi-fuel	81%
RVF40CB	Riva F40 Freestanding (Jet Black)	4.9kW	Multi-fuel	81%
RVF66	Riva F66 Freestanding (Storm)	8.0kW	Multi-fuel	80%
RVF66B	Riva F66 Freestanding (Jet Black)	8.0kW	Multi-fuel	80%
RVF76	Riva F76 Freestanding (Storm)	9.0kW	Wood	78%
RVF76B	Riva F76 Freestanding (Jet Black)	9.0kW	Wood	78%
RVN-SMW	Riva Vision Small (Woodburner)	5.0kW	Wood	74%
RVN-SMM	Riva Vision Small (Multi-fuel)	5.0kW	Multi-fuel	76%
RVN-MIDW	Riva Vision Midi (Woodburner)	6.5kW	Wood	73%
RVN-MIDM	Riva Vision Midi (Multi-fuel)	6.5kW	Multi-fuel	76%
RVN-MEDW	Riva Vision Medium (Woodburner)	8.0kW	Wood	73%
RVN-MEDM	Riva Vision Medium (Multi-fuel)	9.0kW	Multi-fuel	79%
RVF40AV	Riva F40 Avanti (Storm/Jet Black)	4.9kW	Multi-fuel	81%
RVF40AVB	Riva F40 Avanti (Jet Black)	4.9kW	Multi-fuel	81%
RVF40AVM	Riva F40 Avanti Midi (Storm/Jet Black)	4.9kW	Multi-fuel	81%
RVF40AVMB	Riva F40 Avanti Midi (Jet Black)	4.9kW	Multi-fuel	81%
RVF40AVH	Riva F40 Avanti Highline (Storm/Jet Black)	4.9kW	Multi-fuel	81%
RVF40AVHB	Riva F40 Avanti Highline (Jet Black)	4.9kW	Multi-fuel	81%
RVF55AVM	Riva F55 Avanti Midi (Storm/Jet Black)	8.0kW	Multi-fuel	77%
RVF55AVMB	Riva F55 Avanti Midi (Jet Black)	8.0kW	Multi-fuel	77%

RIVA VISION GLASS PLINTH FEATURES


- Sturdy steel construction with durable matching black finish
- Small, Midi & Medium sizes compatible respectively
- Glass front matching the Riva Vision door
- Small: 371 x 50 x 311mm (WxHxD)
- Midi: 416 x 100 x 331mm (WxHxD)
- Medium: 525 x 150 x 349mm (WxHxD)



Glass Small
RVN-SMPG



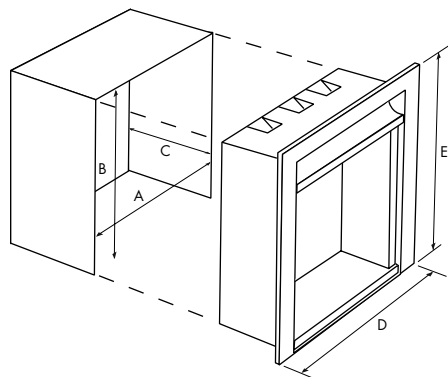
Glass Midi
RVN-MIDPG



Glass Medium
RVN-MEDPG

RIVA OPEN | INFORMATION

A HETAS approved installer should undertake a site survey prior to purchase and must install any Riva Open Convector Fire. Your Stovax retailer will be able to advise on this and, in particular, the use of high temperature (1300°C) plaster/screed in the area around the fire. You may view/download complete installation instructions at our website - www.stovax.com. These diagrams cover some of the basic requirements:



OPEN CONVECTOR FIRE DIMENSIONS

(all dimensions in mm)	16"	16" Low	22"	22" Low	24"	24" Low	26"	26" Low	28"
A	420	420	570	570	620	620	670	670	720
B	560	510	620	560	620	560	620	560	620
C	360	360	360	360	360	360	360	360	360
D	474	474	624	624	674	674	724	724	774
E	592	542	652	592	652	592	652	592	652
Weight	62kg	59kg	83kg	76kg	86kg	81kg	89kg	86kg	97kg

RIVA TRADITIONAL & ARTS PRODUCT CODES

	16"	22"	24"	26"	28"
Riva Open Convector - standard height	8610	8604	8606	8608	8673
Riva Open Convector - low lintel	8611	8605	8607	8609	N/A
Front/grate options					
Cast iron basket (required for multi-fuel).....	8686	8687	Use 22"	8688	Use 26"
Ashpan (required for multi-fuel).....	8652	8653	Use 22"	8654	Use 26"
Black Holyrood front with log tray†	8627	8628	8629	8630	N/A
Polished Holyrood front with log tray†	8627P	8628P	8629P	8630P	N/A
Portcullis front with log tray†	8678	8666	8667	8668	8669
Castle front with log tray†	N/A	8623	8624	8625	N/A
Frame options					
Profil Brass - standard height	8633	8635	8637	8639	8626
Profil Brass - low lintel	8674	8636	8638	8640	N/A
Profil Brushed Stainless - standard height	8633BS	8635BS	8637BS	8639BS	8626BS
Profil Brushed Stainless - low lintel	8674BS	8636BS	8638BS	8640BS	N/A
Arts Matt Black	8700	N/A	N/A	N/A	N/A
Other options					
Clip-in sparkguard - standard height*	8690	8691	8692	8693	8694
Clip-in sparkguard - low lintel*	8695	8696	8697	8698	N/A
Standard flue gather	N/A	8658	8659	8660	8661
Offset flue gather	N/A	8663	8664	8665	8662

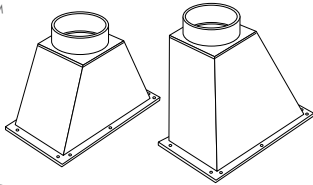
RIVA CONTEMPORARY PRODUCT CODES

	16"	22"	26"
Riva Open Convector - standard height	8610	8604	8608
Frame options			
Steel Frame - rectangular	8730	8732	8736
Steel Frame - square	N/A	8733	8737
Tray options			
Multi-fuel tray	8705	8710	8720
Log tray	8706	8711	8721
Log retainer options			
4 bar log retainer (multi-fuel)	8708	8713	8723
3 bar log retainer (wood only).....	8707	8712	8722
Solid log retainer (wood or multi-fuel).....	8709	8714	8724
Other options			
Clip-in sparkguard	8740	8741	8743
Standard flue gather	N/A	8658	8660
Offset flue gather	N/A	8663	8665

All fires and stoves should be installed by a competent person to the requirement of Building Regulations (Document J) and include the fitting of adequate ventilation to ensure safe use. Usually older buildings do not need any additional ventilation for appliances up to 5kW, but modern houses will need additional ventilation in all cases. Some models can be fitted with an optional External Air Kit, or dedicated external air supply, offering a discreet and draught reducing solution to standard room venting.

Flue Gathers

Aid installation by allowing Riva™ Open Convector Fires to be connected to 200mm enamelled twin-wall or flexible insulated flue pipe. Available in standard (central outlet) or offset versions to suit site conditions.



Portcullis front



Castle front



Holyrood polished front

(NB: Black version of Holyrood features brass finials - see page 53)

Optional Log Retainers

With the Riva™ Open Contemporary, you have a choice of log retainer styles.



3 bar log retainer (wood only)



4 bar log retainer (multi-fuel only)



Solid log retainer (wood & multi-fuel)

Sparkguards



Clip-in sparkguards. For security and peace of mind when the Riva™ Open is left unattended, these guards will help to prevent sparks from entering the room.

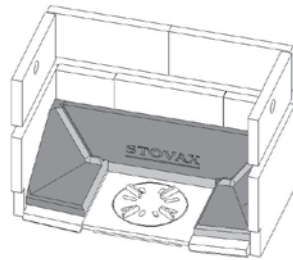
Please note: the above image shows a Riva Traditional Sparkguard.

RIVA OPEN FRAME DIMENSIONS			
Product Code	Description	Height (mm)	Width (mm)
Traditional Frames			
8633/BS	Profil 16	595	489
8674/BS	Profil 16L	545	489
8635/BS	Profil 22	655	639
8636/BS	Profil 22L	595	639
8637/BS	Profil 24	655	689
8638/BS	Profil 24L	595	689
8639/BS	Profil 26	655	739
8640/BS	Profil 26L	595	739
8626/BS	Profil 28	655	789
Arts Frame			
8700	Arts 16	595	481
Contemporary Frames			
8730	Rectangular 16	637	850
8732	Rectangular 22	700	1280
8736	Rectangular 26	720	1380
8733	Square 22	700	765
8737	Square 26	800	865

FURTHER | INFORMATION

Smokeless Fuel 'Reducing Kit'

If you expect to burn smokeless fuels with a Riva™ Cassette or Riva™ Freestanding stove then you will need to fit the Smokeless Fuel 'Reducing' Kit. By placing the cast iron guides into the base of the firebox, you will decrease the amount of fuel you need to load and allow the fuel and cinders to fall towards the grate for improved combustion. However, you may still burn logs with equal efficiency.



Care of your Riva

To help you get the best performance from your Riva™ and keep it in good condition, inside and out, Stovax offers a wide range of cleaning and maintenance products. Stovax also supply a wide variety of fireplace accessories, of which your retailer will be able to provide you with full details or you may view the complete range at www.stovax.com.



Professional XQ™ Chimney Systems & Enamelled Flue Pipe

Stovax also offers a comprehensive range of stove & fireplace chimney systems, the Stovax Professional XQ™ collection. Crafted from 304L grade stainless steel for a durable outer finish, the fully sealed components offer water tight protection for the insulation within. With innovative decorative options, the ability to specify a colour for your system and with a host of technical advancements such as its Twist-Lock system, the Professional XQ™ range provides an attractive, versatile and reliable solution for your flue system. Furthermore, the Professional XQ™ range carries a 10 year conditional warranty offering complete peace of mind.

As part of the Professional XQ™ range Stovax also offers high quality enamel flue pipe, allowing you to fully co-ordinate the installation of your Riva™ stove. This includes Stovax's Modern Line flue pipe range with virtually seamless joins guaranteeing an attractive, ultra-contemporary designer statement. The flue pipe diameters required for each model are given on each of the product pages. Below is a selection of flue pipe components you may need, to view the full range or for more information please speak to your retailer or visit www.stovax.com/chimneysystems

ENAMELLED FLUE PIPE PRODUCT CODES

Description	128mm (5") Diameter	153mm (6") Diameter
Matt black flue pipe		
1' (305mm) straight without door	4500	4600
1' (305mm) straight with door	4504	4604
2' (610mm) straight without door	4501	4601
2' (610mm) straight with door	4505	4605
3' (915mm) straight without door	4502	4602
3' (915mm) straight with door	4506	4606
1'3" - 2'1" (380 - 635mm) telescopic without door	4542	4642
3'4" - 4'6" (1015 - 1370mm) telescopic without door	4540	4640
90° tee piece with end cap (for rear exit)	4516	4616
Gloss black flue pipe		
1' (305mm) straight without door	4500GB	4600GB
2' (610mm) straight without door	4501GB	4601GB
3' (915mm) straight without door	4502GB	4602GB
90° tee piece with end cap (for rear exit)	4516GB	4616GB



Warranty & Safety Details

Your Stovax Expert Retailer will provide you with a Five Year Extended Warranty for your new Riva™ Convector, Stove or Cassette Fire, provided your fire is registered with Stovax. Please note, this warranty excludes certain consumable parts and are dependant on your appliance being serviced by an appropriately qualified person 12 months after installation and annually thereafter. Stoves and Fires purchased outside of Stovax's Expert Retailer Network will carry a standard 1 Year Warranty. Full warranty terms & conditions are available to view at www.stovax.com.



Stovax pursue a policy of continuous product improvement, therefore, whilst our products are correct at the time of the photography, we reserve the right to make alterations and amendments. Exact product details should be discussed with your retailer at the time of purchase.

Please note that all parts of these stoves and fires, particularly the glass panel in the door, become extremely hot during operation and can result in serious injury and burns if touched. It is therefore recommended that a fireguard complying with BS 8423:2002 is used in the presence of young children, the elderly or infirm. Furthermore, by law all installations also require a Carbon Monoxide monitor (such as product code 3045 available from Stovax).

Colours/Flame Pictures

Owing to variations in studio lighting and printing inks, the finishes/colours of fires illustrated in this brochure may differ slightly from actual models. Before purchasing, please ask your retailer to show you finish/colour samples.

All fire and flame photography has been taken from genuine products, however, the exact appearance of the flame picture for any appliance will vary depending on the nature of the flue type, installation surroundings, local geographical features and the way in which the appliance is operated.



Riva F55 Avant Midi in Jet Black Metallic

Fireplace Tile Surrounds

The space in which you live is an expression of your individual style - and at the very heart of your home is the fireplace. It is a focal point that not only extends the warmest of welcomes to your family and friends, and the one around which they will gather naturally, but it also offers you the opportunity to make a design statement that marks out the room even when the fire is not lit.



A unique collection, currently comprising 35 porcelain and natural stone tiles, has been carefully selected to help you give your home the ultimate look. Please ask your Stovax retailer for details or download the latest brochure from www.stovax.com.



Broadway Cement	Broadway Concrete	Broadway Lime	Broadway Road	Burnt Sienna	Cape Town Grey Polished	Cape Town Grey Matt	Cavallino Anthracite	Cavallino Zebra	Durban White Polished	Durban White Matt
Pretoria Anthracite Polished	Pretoria Anthracite Matt	Slate Chiara Bianco	Slate Di Savoia Argento	Slate Chiara Mosaic	Slate Di Savoia Mosaic	Rovere Wood Effect	Eucalipto Wood Effect	Peroba Amendoia Wood Effect	Peroba Castanho Wood Effect	Black Galaxy Granite
Valencia Crema Polished	Parisian White	Strasbourg Cream	Turin Grigio Polished	Turin Grigio Matt	Zelo Slimline White	Zelo Slimline Beige	Zelo Slimline Grey	Zelo Slimline Anthracite		



Riva 50 with standard 4 sided frame in Jet Black Metallic with removable handle in situ.

STOVAX

Fire Your Imagination

Stovax Limited, Falcon Road, Sowton Industrial Estate, Exeter, Devon, England EX2 7LF

Trade Sales Tel: 01392 474000 • **Export Sales Tel:** 00 44 1392 261990 • **Other depts Tel:** 01392 474011

Fax: 01392 219932 • **Email:** info@stovax.com

www.stovax.com

Stovax gratefully acknowledges the assistance of the following companies with photographic settings:

Beach Bros - www.beachbros.co.uk • Debenhams - www.debenhams.com • Easyart - www.easyart.com • Eclectique - www.eclectique.co.uk • Fagins Antiques - www.faginsantiques.com • Farmington Stone Fireplaces - www.farmington.co.uk • Habitat - www.habitat.co.uk
House of Fraser - www.houseoffraser.co.uk • Furniture Village - www.furniturevillage.co.uk • Laura Ashley - www.lauraashley.com • Next - www.next.co.uk • Orange Tree - www.theorangetree.co.uk • Original Style - www.originalstyle.com • Triton Galleries - www.tritongalleries.com

Your Stovax stockist:

£2.00



To view & download
our complete range
of brochures, simply
scan this code or visit
www.stovax.com

